



District Report Card: 2017


State: Meghalaya	District: West Jaintia Hills
Class: 8	Subject: Language
Schools: 48	Students: 1035


Participation/Coverage


Students

GENDER 	Boys		Girls	
	Number	%	Number	%
	431	41.64	604	58.36

AREA 	Rural		Urban	
	Number	%	Number	%
	748	72.27	287	27.73

CATEGORY 	SC		ST		OBC		GEN	
	Number	%	Number	%	Number	%	Number	%
	2	0.19	1024	98.94	4	0.39	5	0.48

CWSN 	LD	VI	HI	S&LD	ID	Oth
	0	4	2	0	0	0

Management 	Government		Government-aided	
	Number	%	Number	%
	222	21.45	813	78.55

Average Performance of Students in Language (%)

Overall	Gender		Area		Management		Social Group			
	Male	Female	Rural	Urban	Govt.	Aided	SC	ST	OBC	GEN
45.64	46.05	45.34	44.54	48.50	48.26	44.92	63.33	45.51	68.33	46.67

Performance on Learning Outcomes (LOs)

Learning Outcomes	Description	Average Performance(%)
L813	Read textual/non-textual materials with comprehension and identifies the details, characters, main idea and sequence of ideas and events while reading	45.64

Range of Performance of Students who Answered Correctly							
Below 30%		30% - 50%		50% - 75%		Above 75%	
Number	%	Number	%	Number	%	Number	%
233	22.51	394	38.07	350	33.82	58	5.60

Lowest Performing Learning Outcomes (LOs)

1 - Read textual/non-textual materials with comprehension and identifies the details, characters, main idea and sequence of ideas and events while reading (45.64)